

Foster 

AESTHETICA

AESTHETICA

4	INCIPIT
6	FOSTER
10	FOSTER STEEL
20	SINKS AND COMPLEMENTS
86	MIXERS
100	COOKTOPS
140	TECHNICAL PART

FOSTER AESTHETICA





AESTHETICA

THE EXPERIENCE OF ART IN FOSTER PRODUCTS.
PRODUCT KNOWLEDGE THROUGH OUR SENSES AND EMOTIONS.

TERRANOVA PALACE

THE CRADLE OF CREATIVITY

Palazzo Terranova, a former 17th-century Franciscan monastery, became Foster's corporate headquarters in 1988, after conservation work restored the splendour of the frescoes and brought to light ancient historical artefacts. In the frescoed halls of our headquarters, one can breathe art, which is infused into each of our

products. Palazzo Terranova is a heritage that the company wanted to return to the community with all its history and beauty. Foster was one of the first Italian companies to participate in various projects to safeguard and protect the territory.



SYNERGY

THE RESULT OF THE CONTAMINATION BETWEEN ART AND TECHNIQUE

Foster is a group of four companies that, thanks to their synergy, are able to offer a complete kitchen project. Skills and know-how are the foundations on which we face international challenges, with the great ability to design and create tailor-made solutions, interpreting very different tastes and cultures.





WORKING WITH RAW MATERIALS

A BALANCE BETWEEN HAND AND MACHINE

Cutting-edge technology and old-fashioned know-how are the beating heart of Foster. Machines shape steel, but the ability to achieve extreme shapes is due to the experience of Foster's steel craftsmen.

THE RAW MATERIAL

THE VERSATILITY OF STEEL

Its versatility allows it to adapt to any aesthetic while maintaining its identity in substance. Its ductility lends itself to Foster's typical creativity and experimentation: steel is imagined as a shape, shaped and then treated with craftsmanship in the creation of tailor-made projects and in the finishes: welding, brushing, handmade Vintage finish. Foster chooses a high-quality

stainless steel with an above-average thickness, which makes it possible to obtain more solid, corrosion-resistant and extremely durable products. Stainless steel is an environmentally friendly and fully recyclable material. It guarantees maximum hygiene and ease of cleaning.





THE FOSTER PVD

EXPERIMENTATION AND RESEARCH

Foster's PVD is the result of years of research and experience that have been used to achieve technical colours that can withstand time and wear. The quality of Foster's PVD products is unique and recognised by the market as synonymous with reliability.



AESTHETICS AND FUNCTIONALITY

THE PHYSICAL TREATMENT

The PVD treatment (Physical Vapor Deposition) is a physical treatment that "colours" steel. Foster PVD is not a painting process and does not involve the use of chemicals; it is carried out following a special procedure that our R&D department has been developing since 2010.

What makes the difference is the combination between the quality of the raw material - stainless steel - and the choice of precious metals that, after the sublimation process, physically become one with the steel's surface, creating a protective barrier of golden, anthracite or copper colour, depending on the metal powders used.

THE FOSTER
PALETTE



SATIN STEEL VINTAGE STEEL SATIN PVD GUN METAL VINTAGE PVD GUN METAL FUMÉ PVD GUN METAL



SATIN PVD COPPER VINTAGE PVD COPPER FUMÉ PVD COPPER SATIN PVD GOLD VINTAGE PVD GOLD FUMÉ PVD GOLD

SINKS AND COMPLEMENTS





SKIN CONCEPT

THE FUSION ELEMENTS

A sink made from a single skin, a product with continuous surfaces that integrates separate elements into a single entity.



SKIN

FLUSH-MOUNT INSTALLATION

The Skin bowl comes in a size designed for small spaces. The waste, integrated in the body of the bowl, allows for maximum cleaning, avoiding the accumulation of residues.

4456 046
Sink Skin 400x400
PVD Gun Metal

8498 126
Mixer tap Vela
PVD Gun Metal



CONTINUOUS SURFACES

A sink that, in its various finishes, tells a story through its aesthetics, as only skin can.



The boundary between bowl and worktop becomes increasingly thinner with flush-mount installation. The 800 mm SKIN sink in PVD Gun Metal integrates perfectly into the kitchen worktop. The continuous lines of the product and the brilliance of the steel satin finish reflect the natural light of the space.

4458 046
Sink Skin 800x400
PVD Gun Metal





4455 046
Sink Skin double 340x400
PVD Gun Metal

8491 106
Mixer tap Volta
PVD Gun Metal



The version designed with a double bowl is an excellent solution for those who want to make the most of the washing area. The bowls with independent drains allow a multifunctional use of the sink.



SKIN

UNDERMOUNT INSTALLATION

The overflow as well as the waste-fitting, is perfectly integrated in the basin and respects the continuity of the satin finish.

4458 848
Sink Skin 800x400
PVD Copper

8498 128
Mixer tap Vela
PVD Copper

8520 158
Dispenser Evo
PVD Copper





SERVING YOUR NEEDS

The PVD Copper bowl can be equipped with accessories in matching colour, allowing the installation of a convenient dispenser in your washing area.

4458 848
Sink Skin 800x400
PVD Copper

8498 128
Mixer tap Vela
PVD Copper

8520 158
Dispenser Evo
PVD Copper



4453 848
Sink Skin 530x400
PVD Copper

8498 128
Mixer tap Vela
PVD Copper





4453 849
Sink Skin 530x400
PVD Gold

8498 129
Mixer tap Vela
PVD Gold



For Foster, colour is not only an element of pure aesthetics but also of strength. This PVD finish makes the steel even more resistant to wear over time.



The undermount installation and the refinement of stainless steel enhance the finish of the worktops made of natural stone or solid surface. By playing with material surfaces and the most avant-garde installation solutions, the integration of the product is rendered even more minimalist.



SMOKEY

THE FUMÉ STEEL

The new fumé finish gives depth to the PVD Gun Metal, Copper and Gold colours, endowing them with a silky surface and creating unique highlights in the folds of the product.

THE SINK

THE PROTAGONIST OF THE KITCHEN ENVIRONMENT

Foster offers solutions for everyday needs. The availability of bowls in different sizes makes it possible to find solutions even for small spaces, with functional accessories always perfectly

matchable. Thanks to the PVD finish, the sink stands out in the kitchen giving a touch of colour that warms up the room with class and distinctive elegance.

1156 859
Sink Smokey 400x400
PVD Gold

1157 859
Sink Smokey 710x400
PVD Gold





PLAYING WITH FINISHES

You can create different colour combinations by combining contrasting colours and finishes. In this case, the fumé steel of the Smokey bowl in Gun Metal is combined with the collapsible OP mixer tap in a satin finish.

1156 856
Sink Smokey 400x400
PVD Gun Metal

8499 100
Mixer tap Op





1156 858
Sink Smokey 400x400
PVD Copper

8498 128
Mixer tap Vela
PVD Copper

HAPPYHOUR

A TRUE FUNCTIONAL CENTRE

A bowl designed to be more than just a sink. The steps that characterise the design are sculpted to give shape to different scenarios of use. Spice dispensers, chopping boards, trays and containers of various sizes alternate. With a simple

gesture, they can be stacked for easy access and hidden by grids made of sustainable materials. In addition to the classic stainless-steel version, the HappyHour bowl is also available in Foster PVD Gun Metal, Copper and Gold finishes.





1049 859
Sink HappyHour
PVD Gold

8498 129
Mixer tap Vela
PVD Gold

8407 121
Automatic waste-fitting
Space Push PVD Gold

8200 002
Bamboo chopping board




8100 620
Spice holder

8100 627 - 8100 303
Dishes holder
with frame

8407 121
Automatic waste-fitting
Space Push
PVD Gold









1049 856
Sink HappyHour
PVD Gun Metal

8498 126
Mixer tap Vela
PVD Gun Metal

8100 622
3 bowls set

8200 601 - 1778 000
Kit bowl with bamboo
support

8200 002
Bamboo chopping board



8100 628
Kit multi-bowl

8100 623
2 bowl set

8100 600
Foster Black grid

8100 620
Spice holder





1050 850
Sink HappyHour

8631 300
Glass chopping board

8100 628
Kit multi-bowl

8100 620
Spice holder

8100 626 - 8100 030
3 bottles-holder set
with knives-holder



A TRUE STAGE

The kitchen becomes a real stage where the interaction between several actors comes to life.

The sink, too, is designed to adapt to different scenarios. HappyHour is the workstation sink that lends itself to different contexts and uses: from washing to food preparation to serving, thanks to its numerous accessories.



OUTLINE

PRECIOUS INLAYS IN STAINLESS STEEL

The inlays that frame the bowl of the Outline sink seem to be hand-sculpted. Geometric and concentric inlays surround the perimeter of the sink and create support bases for a series of grids and containers. It is possible to create different work zones that disappear below the level of the worktop.





- 6602 000
Sink Outline
- 8499 100
Mixer tap Op
- 8156 000
Stainless steel perforated pan
- 8100 606
Foster Black grid
with pads



INTEGRATING THE ELEMENTS

On the side, the sink is designed for the installation of the mixer tap. This integrated compartment conceals the mixer area and is ideal for models with a retractable spout.



BEYOND BUILT-IN

The Outline sink stands out with its design lines to go beyond the standard built-in installation.

6625 006
Sink Outline
PVD Gun Metal

8498 126
Mixer tap Vela
PVD Gun Metal

8407 120
Auto waste-fitting Space Push
PVD Gun Metal

MIXERS AND COMPLEMENTS

COORDINATED LINES AND COLOURS

The mixer taps collections proposed in this catalogue are designed to fit into high-level kitchen projects where attention to detail and the expressiveness of the context are fundamental elements. The accessories that surround the product must also be in line with the aesthetics.





VOLTA COLLECTION

SINUOUS CURVES INSPIRED BY ART

8491 106
Mixer tap Volta
PVD Gun Metal
single lever
with rotating barrel
and extractable shower head

8520 156
Dispenser Evo
PVD Gun Metal
built-in soap and
detergent dispenser

Available in satin finish and Foster PVD
Gun Metal, Copper e Gold

OP COLLECTION

AN INGENIOUS AND VERSATILE SYSTEM

The remote control and collapsible spout allow this mixer to almost disappear into the space and to reduce the height of the mixer to a minimum, to make the sink area even tidier and more minimalist.

Available in satin finish and Foster PVD
Gun Metal



The rotating head allows the water jet to be directed as required for easy cleaning.

8499 100
Mixer tap Op

VELA COLLECTION

A SIMPLE AND SOPHISTICATED DESIGN

Mixer tap Vela
single lever with rotating barrel
and extractable shower head

Automatic waste-fitting Space Push
push-button control

Available in satin finish and Foster PVD Gun
Metal, Copper e Gold

8498 126
Mixer tap Vela
PVD Gun Metal

8407 120
Automatic waste-fitting Space Push
PVD Gun Metal





8498 128
Mixer tap Vela
PVD Copper

8520 158
Dispenser Evo
PVD Copper

8407 122
Automatic waste-fitting Space Push
PVD Copper





8498 129
Mixer tap Vela
PVD Gold

8520 159
Dispenser Evo
PVD Gold

8407 121
Automatic waste-fitting Space Push
PVD Gold

COOKTOPS





CASTONE

GLASS CERAMIC AND STEEL

Steel sculpted to measure to accommodate induction technology. The material combination of beveled glass ceramic modules and steel in PVD colours for a precious and versatile cooking zone.





THE CORNER COOKER HOB

The corner design makes the most of available space without sacrificing comfort and elegance. Thanks to the slight rise of the cooking modules compared to the steel top, the pans can slide from one position to another without losing contact with the glass-ceramic surface.



7438 000
Castone corner
induction cooktop





INSTALLATION VERSATILITY

The PVD Gun Metal hob in this photo is installed on top of the worktop, it is also available in stainless steel, PVD Copper and Gold versions. The glass-ceramic induction hobs fit perfectly into the 4 mm thick steel frame.

The versatility of the installation of this hob allows it to be lowered flush to the top.

7438 006
Castone corner
induction cooktop
PVD Gun Metal

THE INDUCTION MODULES

The three induction cooking zones are independent and programmed by the control panel with touch control technology with direct access to each plate with a central control zone. Foster cooktops not only recognise the presence of pans, but also calculate their contact surface. This system allows an even more efficient use of energy.





7439 000
Castone linear
induction cooktop



ARYA

SUCTION TECHNOLOGY

The power of the suction hood built into the Foster glass-ceramic hob. A unique and complete product to get the most out of your kitchen even in small spaces.





STEEL EMBELLISHES THE TOP

Foster takes care of its products in every detail, trying to make them unique and with a distinctive character. This is why the Arya cooktop can be embellished with stainless steel grids.

7392 245
Arya induction cooktop
with suction hood

8803 116
Stainless steel grid
PVD Gun Metal



Extraction grids protect the filtering area. A functional element that is also a distinctive feature of the Arya cooker hob. An accessory made entirely of AISI 304 stainless steel and available in a variety of PVD finishes to blend in with the kitchen.

8803 119
Stainless steel grid
PVD Gold

8803 118
Stainless steel grid
PVD Copper



INFINITO

BOUNDLESS COOKING SPACE

Infinito is the first Foster cooktop in which the cooking space becomes borderless. Made of glass-ceramic with bevelled edges, its essential lines, thanks to the installation flush with the top, merge into the kitchen countertop.





7300 000
Infinito induction
cooktop

FEATURES

The predetermined cooking zones disappear and each pan can be positioned and moved anywhere on the cooktop, even during cooking, thanks to the tracking system that recognises the movement of up to 6 pans and follows them while maintaining the cooking settings.





OUTLINE

THE RECESSED COOKTOP

This gas cooktop is perfectly matched to the Outline sink. Complementary elements that disappear inside the kitchen countertop thanks to the enclosures that characterise this collection.

7440 000
Outline gas cooktop





THE FRAME OF THE PRODUCT

In the version with a 25 mm high Rim edge, the product is emphasised in relation to the kitchen countertop.

7441 000
Outline H25 gas cooktop





THE FRAME WITH THE EDGE

The 25 millimetre-high Rim edge is an example of the highest technical workmanship, which allows for a clean, decisive crease even on the radii that characterise the cooktop.

7441 006
Outline H25 gas cooktop
PVD Gun Metal

TECHNICAL PART

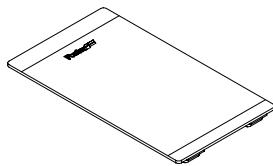
SKIN



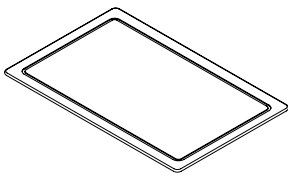
ACCESSORIES

COLLECTION

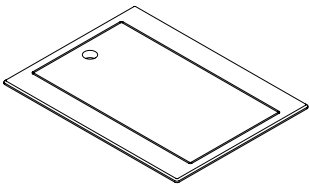
SKIN



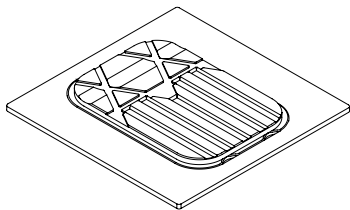
8631 300
glass chopping board
23,4 x 41,4 cm



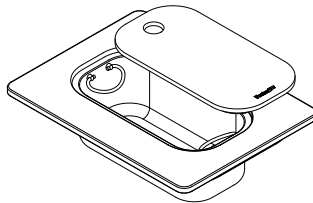
8657 002
grey HDPE chopping board
27,2 x 42 cm



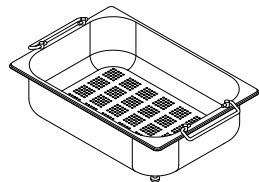
8644 101
white HDPE twin chopping board
31,7 x 41,8 cm



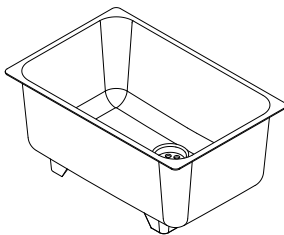
8644 004
twin Iroko chopping board
41,2 x 41,6 cm



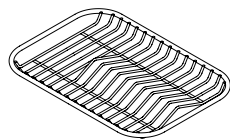
8644 044
Iroko chopping board with
st. steel colander kit
31,7 x 42 cm



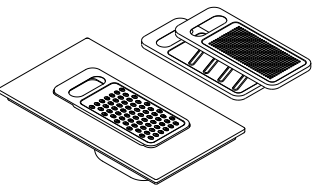
8154 000 - with 8644 004
stainless steel colander
25 x 36 cm



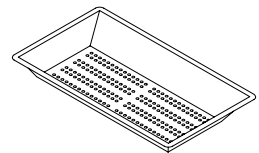
8153 100
white bowl
41,4 x 27,2 cm



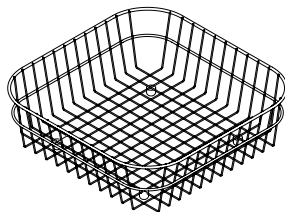
8100 154 - only with 8644 004
stainless steel dishes holder
23 x 35 cm



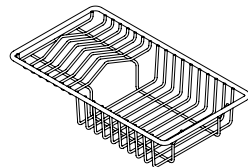
8159 101 - only with 8644 101
grating kit
21,5 x 38 cm



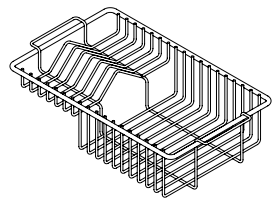
8151 000 - only with 8644 101
stainless steel perforated pan
21,5 x 38 cm



8611 000
stainless steel basket
34 x 40 cm



8100 303 - only with 8644 101
stainless steel dishes holder
21,4 x 37,9 cm



8100 201
stainless steel dishes holder
with handles
25 x 42,5 cm

sink SKIN 800
Dimensions 840 x 440 mm
Single bowl 800 x 400 mm
Bowl depth 200 mm
Integrated waste-fitting 3,5" and
overflow with double cap
Installation FT | FTS
CABINET 90



4458 040
AISI 304 satin



4458 046
AISI 304 satin PVD Gun Metal

sink SKIN DOUBLE
Dimensions 750 x 440 mm
Single bowl 340 x 400 mm
Bowl depth 200 mm
Integrated waste-fitting 3,5" and
overflow with double cap
Installation FT | FTS
*CABINET 80



4455 040
AISI 304 satin



4455 046
AISI 304 satin PVD Gun Metal

sink SKIN 710
Dimensions 750 x 440 mm
Single bowl 710 x 400 mm
Bowl depth 200 mm
Integrated waste-fitting 3,5" and
overflow with double cap
Installation FT | FTS
*CABINET 80



4457 040
AISI 304 satin

sink SKIN 530
Dimensions 570 x 440 mm
Single bowl 530 x 400 mm
Bowl depth 200 mm
Integrated waste-fitting 3,5" and
overflow with double cap
Installation FT | FTS
*CABINET 60



4453 040
AISI 304 satin



4453 046
AISI 304 satin PVD Gun Metal

sink SKIN 400
Dimensions 440 x 440 mm
Single bowl 400 x 400 mm
Bowl depth 200 mm
Integrated waste-fitting 3,5" and
overflow with double cap
Installation FT | FTS
*CABINET 45



4456 040
AISI 304 satin



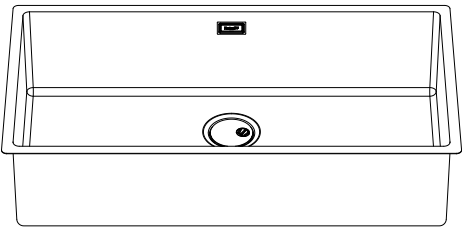
4456 046
AISI 304 satin Gun Metal



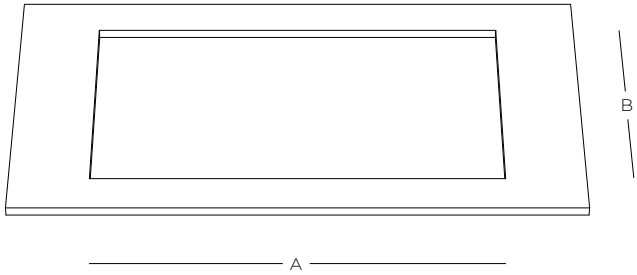
FTS | Flush resting on-top



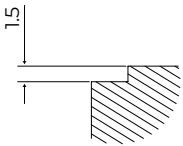
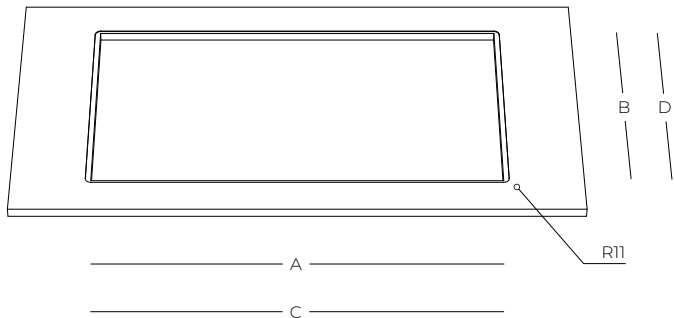
FT | Flush-mount



FTS | cut-out for Flush resting on top



FT | cut-out for Flush-mount



product	cut-out A x B	recess FT C x D	
SKIN 800	820 x 430 mm	842 x 442 mm	R11
SKIN DOUBLE	730 x 430 mm	752 x 442 mm	R11
SKIN 710	730 x 430 mm	752 x 442 mm	R11
SKIN 530	550 x 430 mm	572 x 442 mm	R11
SKIN 400	420 x 430 mm	442 x 442 mm	R11

sink SKIN 800
Dimensions 840 x 440 mm
Single bowl 800 x 400 mm
Bowl depth 200 mm
Integrated waste-fitting 3,5" and
overflow with double cap
Installation ST
CABINET 90



4458 840
AISI 304 satin



4458 846
AISI 304 satin PVD Gun Metal



4458 848
AISI 304 satin PVD Copper



4458 849
AISI 304 satin PVD Gold

sink SKIN DOUBLE
Dimensions 750 x 440 mm
Single bowl 340 x 400 mm
Bowl depth 200 mm
Integrated waste-fitting 3,5" and
overflow with double cap
Installation ST
*CABINET 80



4455 840
AISI 304 satin



4455 846
AISI 304 satin PVD Gun Metal

sink SKIN 710
Dimensions 750 x 440 mm
Single bowl 710 x 400 mm
Bowl depth 200 mm
Integrated waste-fitting 3,5" and
overflow with double cap
Installation ST
*CABINET 80



4457 840
AISI 304 satin

sink SKIN 530
Dimensions 570 x 440 mm
Single bowl 530 x 400 mm
Bowl depth 200 mm
Integrated waste-fitting 3,5" and
overflow with double cap
Installation ST
*CABINET 60



4453 840
AISI 304 satin



4453 846
AISI 304 satin PVD Gun Metal



4453 848
AISI 304 satin PVD Copper



4453 849
AISI 304 satin PVD Gold

sink SKIN 400
Dimensions 440 x 440 mm
Single bowl 400 x 400 mm
Bowl depth 200 mm
Integrated waste-fitting 3,5" and
overflow with double cap
Installation ST
*CABINET 45



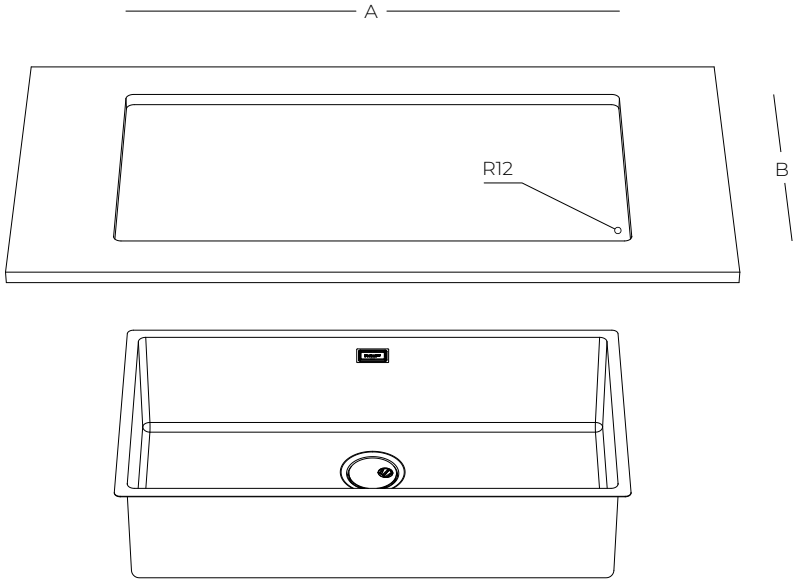
4456 840
AISI 304 satin



4456 846
AISI 304 satin PVD Gun Metal



ST | cut-out for Undermount



product	cut-out A x B	
SKIN 800	800 x 400 mm	R12
SKIN DOUBLE	710 x 400 mm	R12
SKIN 710	710 x 400 mm	R12
SKIN 530	530 x 400 mm	R12
SKIN 400	400 x 400 mm	R12

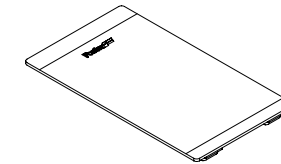
SMOKEY



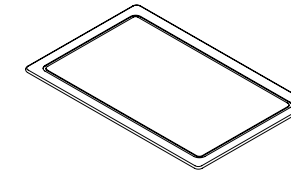
ACCESSORIES

COLLECTION

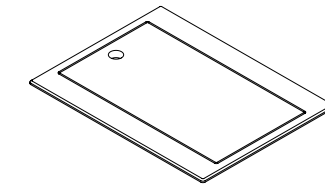
SMOKEY



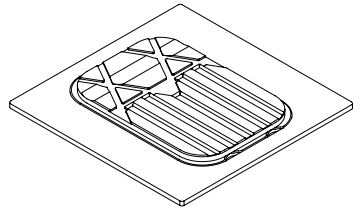
8631 300
glass chopping board
23,4 x 41,4 cm



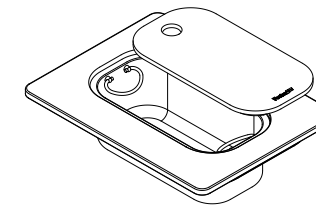
8657 002
grey HDPE chopping board
27,2 x 42 cm



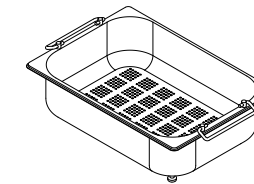
8644 101
white HDPE twin chopping board
31,7 x 41,8 cm



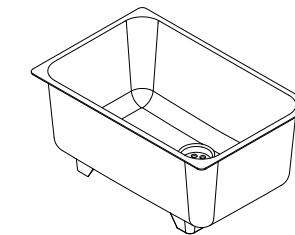
8644 004
twin Iroko chopping board
41,2 x 41,6 cm



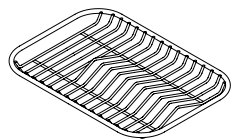
8644 044
Iroko chopping board with
st. steel colander kit
31,7 x 42 cm



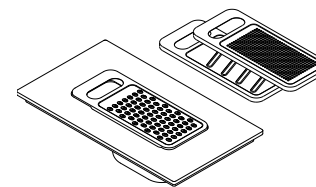
8154 000 - with 8644 004
stainless steel colander
25 x 36 cm



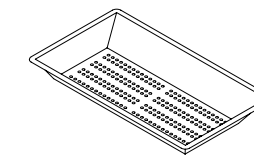
8153 100
white bowl
41,4 x 27,2 cm



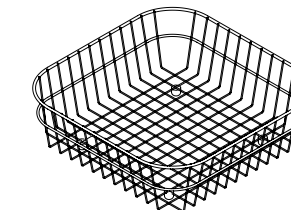
8100 154 - only with 8644 004
stainless steel dishes holder
23 x 35 cm



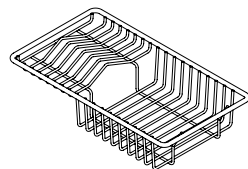
8159 101 - only with 8644 101
grating kit
21,5 x 38 cm



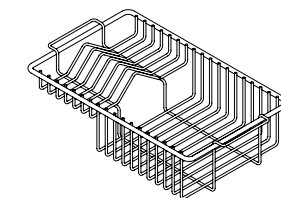
8151 000 - only with 8644 101
stainless steel perforated pan
21,5 x 38 cm



8611 000
stainless steel basket
34 x 40 cm



8100 303 - only with 8644 101
stainless steel dishes holder
21,4 x 37,9 cm



8100 201
stainless steel dishes holder
with handles
25 x 42,5 cm

sink SMOKEY 710
Dimensions 750 x 440 mm
Single bowl 710 x 400 mm
Bowl depth 195 mm
Waste-fitting 3,5" standard cap
Installation ST
*CABINET 80



1157 856
AISI 304 fumé PVD Gun Metal



1157 858
AISI 304 fumé PVD Copper



1157 859
AISI 304 fumé PVD Gold

sink SMOKEY 500
Dimensions 540 x 440 mm
Single bowl 500 x 400 mm
Bowl depth 195 mm
Waste-fitting 3,5" standard cap
Installation ST
*CABINET 60



1155 856
AISI 304 fumé PVD Gun Metal



1155 858
AISI 304 fumé PVD Copper



1155 859
AISI 304 fumé PVD Gold

sink SMOKEY 400
Dimensions 440 x 440 mm
Single bowl 400 x 400 mm
Bowl depth 195 mm
Waste-fitting 3,5" standard cap
Installation ST
*CABINET 45



1156 856
AISI 304 fumé PVD Gun Metal



1156 858
AISI 304 fumé PVD Copper

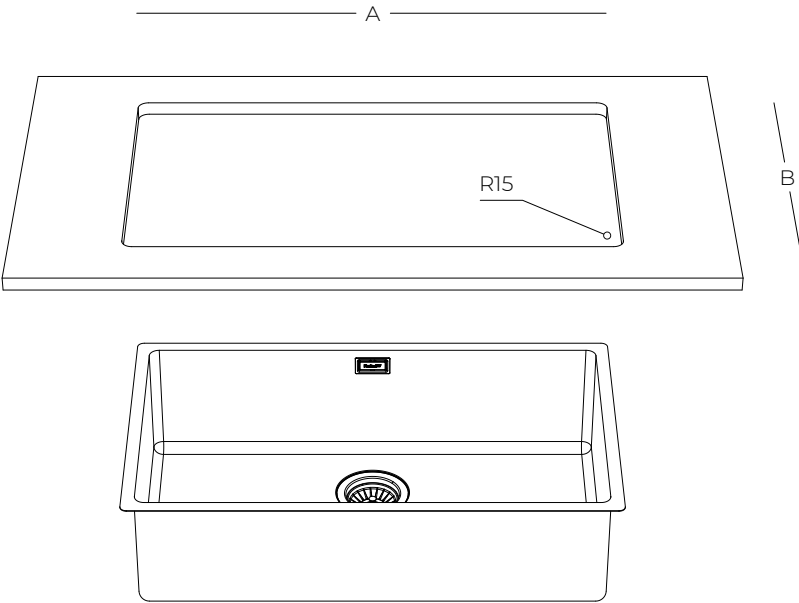


1156 859
AISI 304 fumé PVD Gold

*fixing in larger cabinet 80-90 | 60-80 | 45-60



ST | cut-out for Undermount

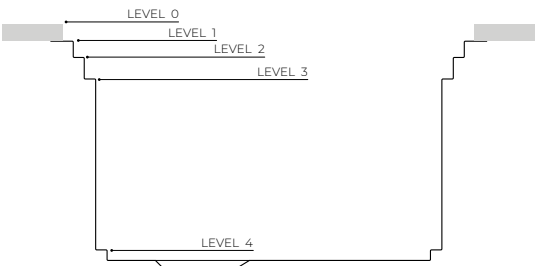


product	cut-out A x B	
SMOKEY 710	710 x 400 mm	R15
SMOKEY 500	500 x 400 mm	R15
SMOKEY 400	400 x 400 mm	R15

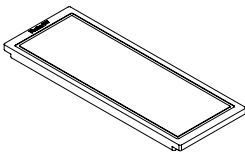
HAPPYHOUR



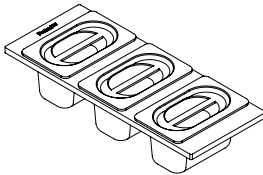
ACCESSORIES



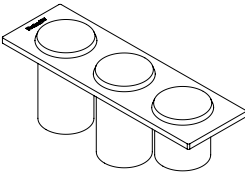
OPTIONALS



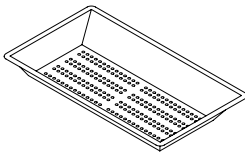
8642 000 - level 2
walnut chopping board
18 x 44,8 cm



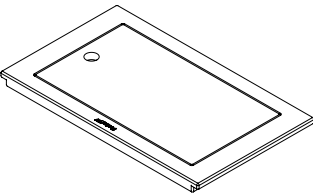
8100 622 - level 2
3 bowls set
18 x 44,8 cm



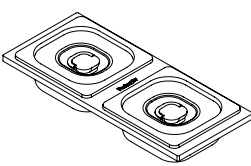
8100 621 - level 2
3 bottles-holder set
14 x 44,8 cm



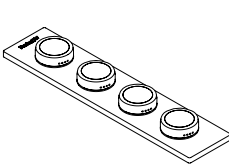
8151 000 - only with 8100 627
stainless steel perforated pan
21,5 x 38 cm



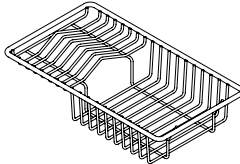
8100 627 - level 1
twin chopping board + frame
28 x 47,4 cm



8100 623 - level 3
2 bowls set
18 x 42,2 cm

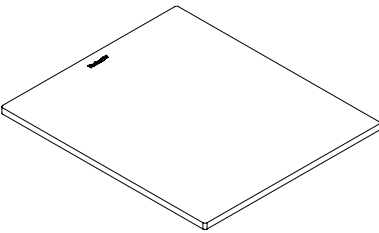


8100 620 - level 2
4 spices-holder set
10 x 44,8 cm

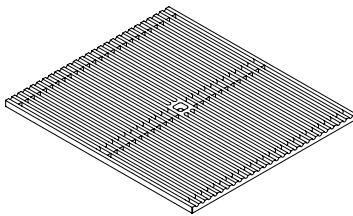


8100 303 - only with 8100 627
stainless steel dishes holder
21,4 x 37,9 cm

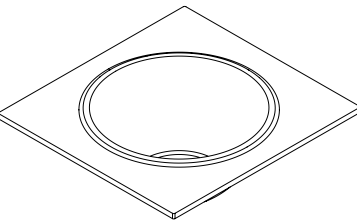
INCLUDED



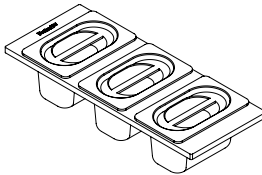
8200 002 - levels 0 - 3
bamboo chopping board
49 x 42 cm



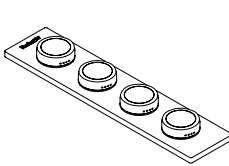
8100 600 - levels 2 - 4
Foster black grid
39,2 x 44,8 cm



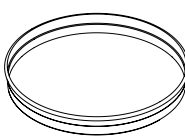
8200 601 - levels 0 - 3
kit bowl ø 30 cm with bamboo frame
44,8 x 42,2 cm



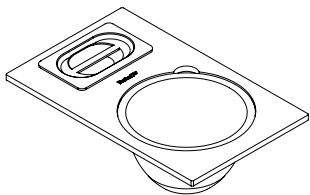
8100 624 - level 3
3 bowls set
18 x 42,2 cm



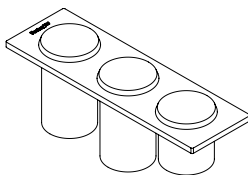
8100 625 - level 1
4 spices-holder set
10 x 47,4 cm



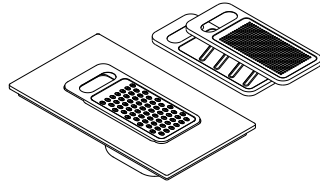
1778 000 - with 8200 601
Steel tray
Ø 30 cm



8100 628 - level 2
kit multi-bowl
28 x 44,8 cm



8100 626 - level 1
3 bottles-holder set
14 x 47,4 cm



8159 101 - only with 8100 627
grater kit with ring-holder
and food tray



8100 030
knife-holder
to be used only coupled with
8100 621 - 8100 626

HAPPYHOUR
Dimensions 1448 x 503 mm
Single bowl 1397 x 400 mm
Bowl depth 263 mm
Waste-fitting 3,5" double cap
Installation ST



1050 850
AISI 304 satin

HAPPYHOUR
Dimensions 1236 x 503 mm
Single bowl 1185 x 400 mm
Bowl depth 263 mm
Waste-fitting 3,5"standard cap
Installation ST



1049 850
AISI 304 satin



1049 856
AISI 304 satin PVD Gun Metal



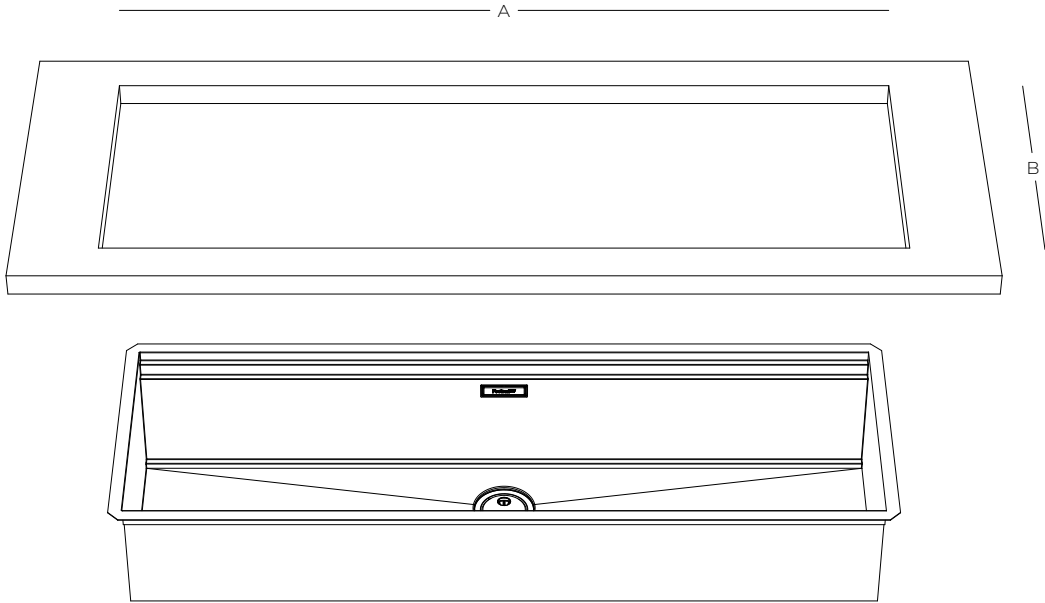
1049 858
AISI 304 satin PVD Copper



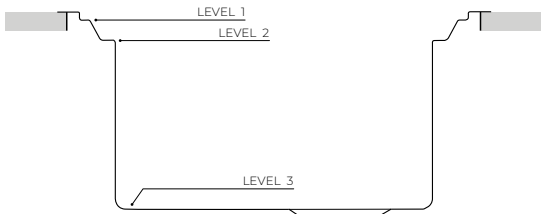
1049 859
AISI 304 satin PVD Gold



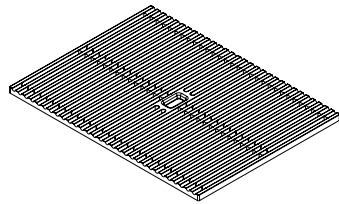
ST | cut-out for Undermount



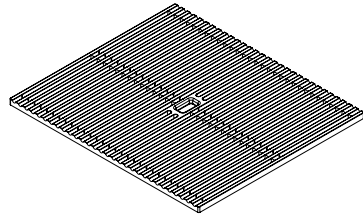
product	cut-out A x B
HAPPYHOUR 1050	1397 x 477 mm
HAPPYHOUR 1049	1185 x 477 mm



INCLUDED

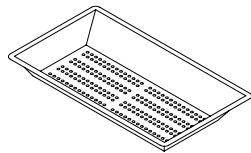


8100 606 - levels 1 - 3
Foster Black grid with pads
34 x 45,4 cm

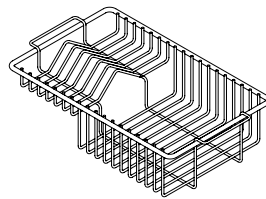


8100 607 - level 1 - 2
Foster Black grid
39,7 x 45,4 cm

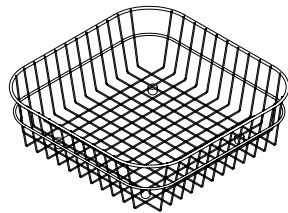
OPTIONALS



8156 000 - level 2
Stainless steel perforated pan
21,5 x 39,6 cm



8100 306 - level 2
Stainless steel dishes holder
21,4 x 39,5 cm



8611 000 - level 3
Stainless steel basket
34 x 40 cm

Sink OUTLINE
Dimensions 873 x 513 mm
Lateral tap bench
Single bowl 665 x 375 mm
Bowl depth 200 mm
Waste-fitting 3,5" double cap
Installation FT | FTS
CABINET 90



6602 000
AISI 304 satin



6602 006
AISI 304 satin PVD Gun Metal



6602 008
AISI 304 satin PVD Copper



6602 009
AISI 304 satin PVD Gold

Sink OUTLINE H25
Dimensions 880 x 518 mm
Rim edge h 25 mm
Lateral tap bench
Single bowl 665 x 375 mm
Bowl depth 200 mm
Waste-fitting 3,5" double cap
CABINET 90



6625 000
AISI 304 satin



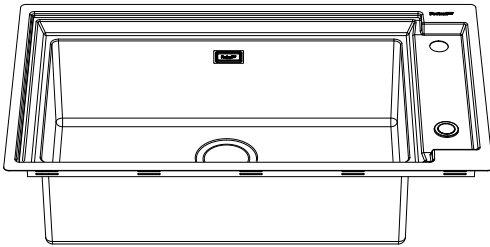
6625 006
AISI 304 satin PVD Gun Metal



FTS | Flush resting on-top



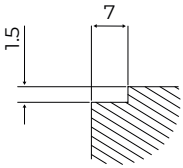
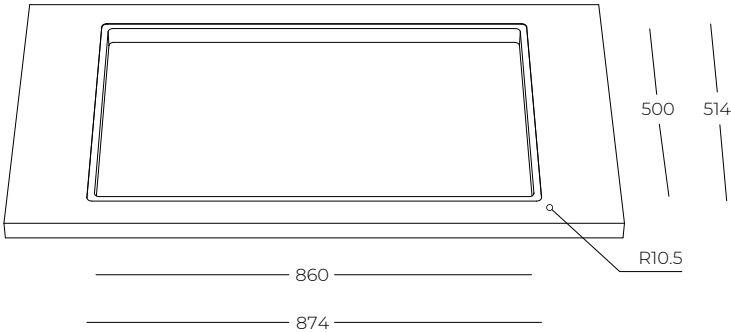
FT | Flush-mount



FTS | cut-out for Flush resting on top



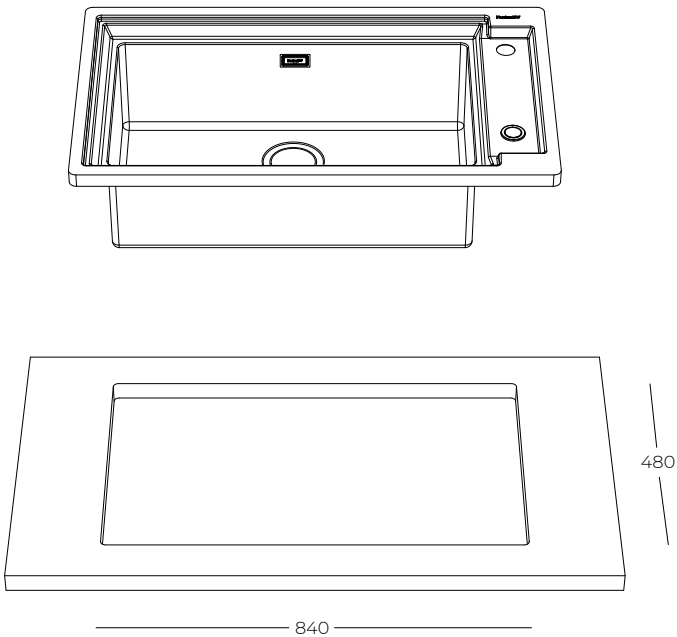
FT | cut-out for Flush-mount





Top-mount

Top-mount cut-out



MIXER TAPS AND COMPLEMENTS

COLLECTION

OP



8499 100
OP
Single lever mixer tap with remote control,
rotating, collapsible barrel and swivel head

Satin finish
Rotating barrel 360°
Ceramic disc cartridge
Built-in base ø 44 mm
Built-in hole ø 35 mm
Max worktop thickness 40 mm



8499 106
OP | PVD Gun Metal
Single lever mixer tap with remote control,
rotating, collapsible barrel and swivel head

Satin finish - PVD Gun Metal
Rotating barrel 360°
Ceramic disc cartridge
Built-in base ø 44 mm
Built-in hole ø 35 mm
Max worktop thickness 40 mm



8491 100
VOLTA
Single lever mixer tap with rotating barrel
and extractable shower head

Satin finish
Rotating barrel 140°
Ceramic disc cartridge
Built-in base ø 45 mm
Built-in hole ø 35 mm
Max worktop thickness 55 mm



8491 106
VOLTA | PVD Gun Metal
Single lever mixer tap with rotating barrel
and extractable shower head

Satin finish - PVD Gun Metal
Rotating barrel 140°
Ceramic disc cartridge
Built-in base ø 45 mm
Built-in hole ø 35 mm
Max worktop thickness 55 mm



8491 108
VOLTA | PVD Copper
Single lever mixer tap with rotating barrel
and extractable shower head

Satin finish - PVD Copper
Rotating barrel 140°
Ceramic disc cartridge
Built-in base ø 45 mm
Built-in hole ø 35 mm
Max worktop thickness 55 mm



8491 109
VOLTA | PVD Gold
Single lever mixer tap with rotating barrel
and extractable shower head

Satin finish - PVD Gold
Rotating barrel 140°
Ceramic disc cartridge
Built-in base ø 45 mm
Built-in hole ø 35 mm
Max worktop thickness 55 mm



8497 120
VELA PLUS
Single lever mixer tap with rotating barrel and extractable shower head

Satin finish
Rotating barrel 360°
Ceramic disc cartridge
Built-in base ø 50 mm
Built-in hole ø 35 mm
Max worktop thickness 40 mm



8520 100
Dispenser EVO
Built-in liquid soap/detergent dispenser

Satin finish
Rotating barrel 360°
Built-in base ø 45 mm
Built-in hole ø 35 mm
Max worktop thickness 40 mm



8407 116
Space Push
*Automatic waste fitting kit with push-bottom control

Stainless steel
Built-in hole ø 35mm
Round push-botton control
Double drain caps
Space caps | Basket caps
Perimeter overflow



8498 128
VELA PLUS | PVD Copper
Single lever mixer tap with rotating barrel and extractable shower head

Satin finish - PVD Copper
Rotating barrel 360°
Ceramic disc cartridge
Built-in base ø 50 mm
Built-in hole ø 35 mm
Max worktop thickness 40 mm



8520 158
Dispenser EVO | PVD Copper
Built-in liquid soap/detergent dispenser

Satin finish - PVD Copper
Rotating barrel 360°
Built-in base ø 45 mm
Built-in hole ø 35 mm
Max worktop thickness 40 mm



8407 122
Space Push | PVD Copper
*Automatic waste fitting kit with push-botton control

Stainless steel - PVD Copper
Built-in hole ø 35mm
Round push-bottom control
Double drain caps
Space caps | Basket caps
Perimeter overflow



8498 126
VELA PLUS | PVD Gun Metal
Single lever mixer tap with rotating barrel and extractable shower head

Satin finish - PVD Gun Metal
Rotating barrel 360°
Ceramic disc cartridge
Built-in base ø 50 mm
Built-in hole ø 35 mm
Max worktop thickness 40 mm



8520 156
Dispenser EVO | PVD Gun Metal
Built-in liquid soap/detergent dispenser

Satin finish - PVD Gun Metal
Rotating barrel 360°
Built-in base ø 45 mm
Built-in hole ø 35 mm
Max worktop thickness 40 mm



8407 120
Space Push | PVD Gun Metal
*Automatic waste fitting kit with push-bottom control

Stainless steel - PVD Gun Metal
Built-in hole ø 35mm
Round push-botton control
Double drain caps
Space caps | Basket caps
Perimeter overflow



8498 129
VELA PLUS | PVD Gold
Single lever mixer tap with rotating barrel and extractable shower head

Satin finish - PVD Gold
Rotating barrel 360°
Ceramic disc cartridge
Built-in base ø 50 mm
Built-in hole ø 35 mm
Max worktop thickness 40 mm



8520 159
Dispenser EVO | PVD Gold
Built-in liquid soap/detergent dispenser

Satin finish - PVD Gold
Rotating barrel 360°
Built-in base ø 45 mm
Built-in hole ø 35 mm
Max worktop thickness 40 mm



8407 121
Space Push | PVD Gold
*Automatic waste fitting kit with push-botton control

Stainless steel- PVD Gold
Built-in hole ø 35mm
Round push-bottom control
Double drain caps
Space caps | Basket caps
Perimeter overflow



GO&STOP DEVICE
Activates the plates initially at maximum power, until the set level is reached



RECALL
The function allows immediate recall of the last settings selected in the previous cooking process



POWER BOOST
When the Booster is activated, the plate runs for ten minutes at a very high power level, which makes it possible to, for example, quickly heat up large quantities of water



SLIDER CONTROL
The selected temperature can be set very quickly with the Slider control: simply touch the touch display to the desired power level with one finger



POT LOCALIZATION
It recognises which zone the pan is placed on and automatically activates the relevant controls to adjust the power.



SMART FAN SYSTEM
The Foster system automatically adjusts the optimal ventilation level according to the temperatures reached



END-OF-COOKING PROGRAMME
All operations are set via touch controls on the cooktop glass. Each hotplate is equipped with independent programming that allows you to set different cooking times



T-CHEF
It allows to set particular temperatures (42 °C, 70 °C, 94 °C) and keep them constant during cooking. This makes it easy to achieve elaborate preparations with true chef's results. Bain-marie preparations, custard or béchamel will always be perfect, as will slow cooking at low temperatures. By setting the temperature close to boiling, the cooking liquids will immediately come up to temperature when needed, increasing speed and performance



HEAT MAINTENANCE
It allows to keep food at a temperature of 70°C in a gentle way, without reaching boiling temperatures or burning the cooking juices



TIMER
A convenient timer that is independent of end-of-cooking programming



POT DETECTOR
Foster cooktop not only recognise the presence of pots and pans, but also calculate their surface area. This system allows an even more efficient use of energy. Moreover, when the pan is removed, the plate is automatically deactivated



BRIDGE
The Bridge function allows two zones to be combined to form a single large cooking zone, available for large pots or for multiple simultaneous cooking, with maximum flexibility in positioning. Thanks to the Double Booster, the exceptional power of 3700 W can be concentrated on a single plate or made available evenly over the extended surface area



SECURITY
All Foster induction cooktops are equipped with sophisticated safety protections: Centralised switch-off; Safety lock; Residual heat indicators. Safety System, which turns off the cooktop in case of lack of pans; Overflow detector, which automatically turns off the cooktop in case of liquid overflow; Automatic deactivation, to avoid accidents caused by forgetfulness



POWER CONTROL
The PowerControl function allows the free use of induction technology even with low power supply. In fact, the user can easily change the maximum absorption level of the cooktop. Once the maximum power has been defined, one can forget about absorption, as the Foster induction cooktop will warn of any limits, leaving one the choice to distribute the power as one wishes. At any time the cooktop can be easily reprogrammed to change or remove the power limit



PAUSE
This useful function allows to distract one's attention from cooking, interrupting and restoring the settings immediately

CASTONE corner

Dimensions 830 x 830 x h 4 mm
Full edge h 4 mm
1 separate control zone
1 cooking zone 270 mm
1 cooking zone 300 mm
1 cooking zone 350 mm
Total power 6.700 W
Installation FT | FTS
CABINET 90 corner




7438 000
AISI 304 satin



7438 006
AISI 304 satin PVD Gun Metal



7438 008
AISI 304 satin PVD Copper



7438 009
AISI 304 satin PVD Gold

CASTONE linear

Dimensions 1080 x 490 x h 4 mm
Full edge h 4 mm
1 separate control zone
1 cooking zone 270 mm
2 cooking zones 350 mm
Total power 6.700 W
Installation FT | FTS
CABINET 120



7439 000
AISI 304 satin



7439 016
AISI 304 satin PVD Gun Metal



7439 018
AISI 304 satin PVD Copper



7439 019
AISI 304 satin PVD Gold

ARYA

Dimensions 820 x 520 x h 4 mm
Bevelled edge
Integrated suction hood
Aluminium standard grid black
4 cooking zones 210 x 190 mm
2 bridge zones
Total power 7.400 W
Installation FT | FTS
CABINET 80



7392 245
Ceramic glass top and integrated hood

INFINITO

Dimensions 920 x 520 x h 4 mm
Bevelled edge
Free cooking zones
Total power 11.000 W
Installation FT | FTS
CABINET 120



7300 000
Glass ceramic hob TFT control




 Powerboost

 Recall


 Pot detector


 Timer


 Security

 Slider Control

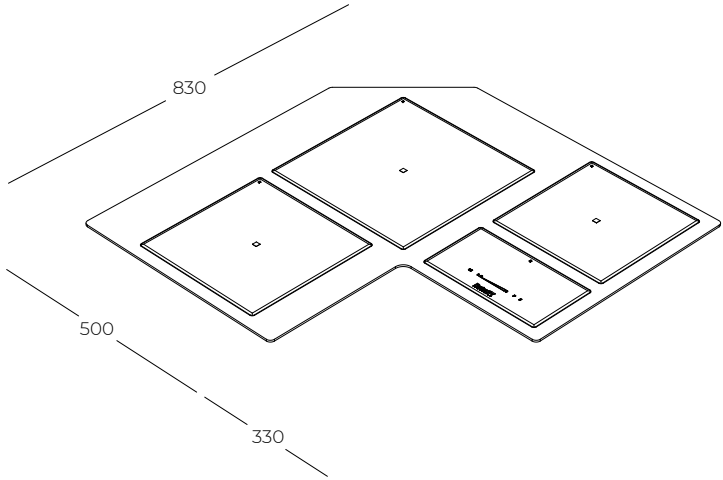
 Go&Stop

 Heat maintenance

 Smart fan system

 End-of-cooking programme

 Pause



CASTONE
linear cooking system

Corner cooktop in AISI 304 stainless steel with Full edge 4 mm satin finish with three induction zones Modular glass-ceramic squares with bevelled edge, integrated into the steel frame.

Dimensions 830 x 830 x h 60 mm
Corner cabinet 90 cm
Power supply 230 - 380 V (50/60 Hz)

Control panel with Touch and Slider Control
9 power setting per zone plus Powerboost function
1 cooking zone 270 mm - 1.100 (1.400)* W
1 cooking zone 300 mm - 2.300 (3.000)* W
1 cooking zone 350 mm - 2.300 (3.000)* W
Total power 6.700 W

*Powerboost

INCLUDED
Connection box
Dimensions 211 x 270 x 48 mm
Installation wall-mounted behind the base unit or inside it, under the cooktop

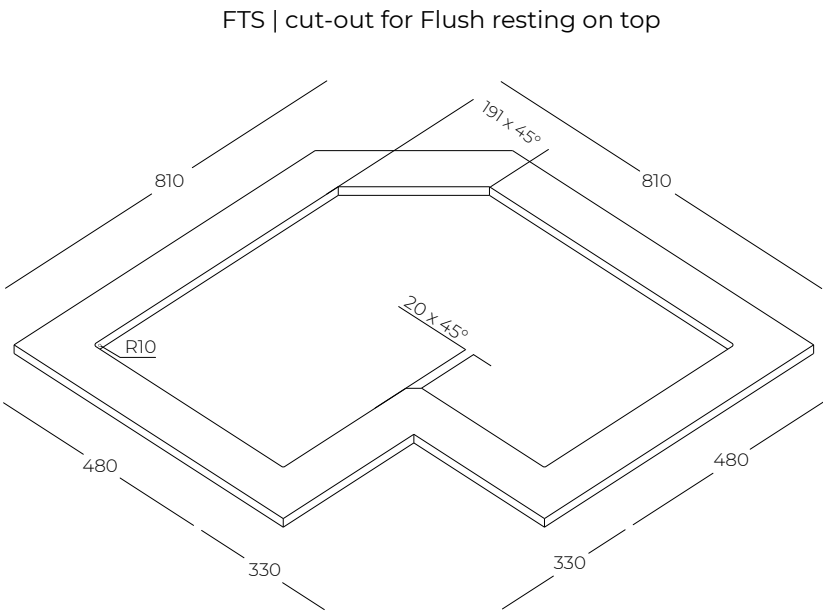
OPTIONAL ACCESSORIES
8210 008 - Set of Induction PRO pots - 8 pcs
1 pot ø 24 cm - 1 deep casserole ø 20 cm - 1 deep casserole ø 24 cm
- 1 saucepan ø 16 cm - 1 pan ø 24 cm - 1 milk-pot ø 12 cm - 1 glass lid ø 20 cm - 1 glass lid ø 24 cm



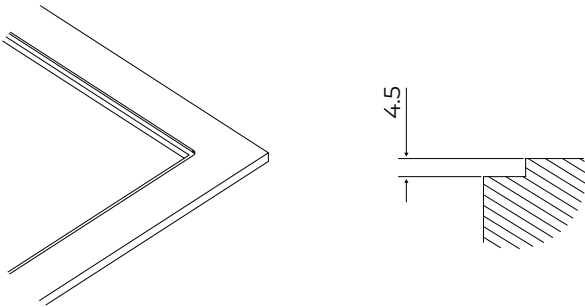
FTS | Flush resting on-top



FT | Flush-mount



FT | cut-out for Flush-mount





Powerboost



Recall



Pot detector



Timer



Security



Slider Control



Go&Stop



Heat maintenance



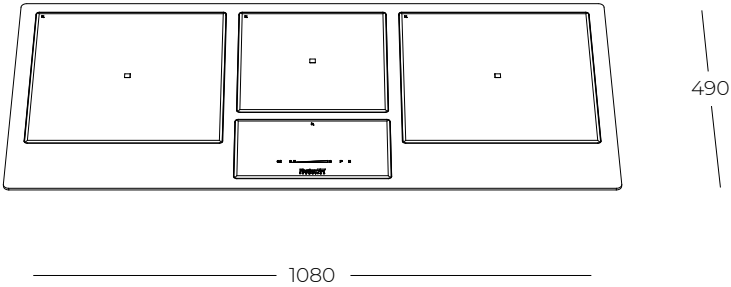
Smart fan system



End-of-cooking
programme



Pause



CASTONE
linear cooking system

Linear cooktop in AISI 304 stainless steel with Full edge 4 mm satin finish with three induction zones Modular glass-ceramic squares with bevelled edge, integrated into the steel frame.

Dimensions 490 x 1080 x h 60 mm
Cabinet 120 cm
Power supply 230 - 380 V (50/60 Hz)

Control panel with Touch and Slider Control
9 power setting per zone plus Powerboost function
1 cooking zone 270 mm - 1.100 (1.400)* W
2 cooking zones 350 mm - 2.300 (3.000)* W
Total power 6.700 W

*Powerboost

INCLUDED
Connection box
Dimensions 211 x 270 x 48 mm
Installation wall-mounted behind the base unit or inside it, under the cooktop

OPTIONAL ACCESSORIES
8210 008 - Set of Induction PRO pots - 8 pcs
1 pot ø 24 cm - 1 deep casserole ø 20 cm - 1 deep casserole ø 24 cm
- 1 saucepan ø 16 cm - 1 pan ø 24 cm - 1 milk-pot ø 12 cm - 1 glass lid ø 20 cm - 1 glass lid ø 24 cm



FTS | Flush resting on-top

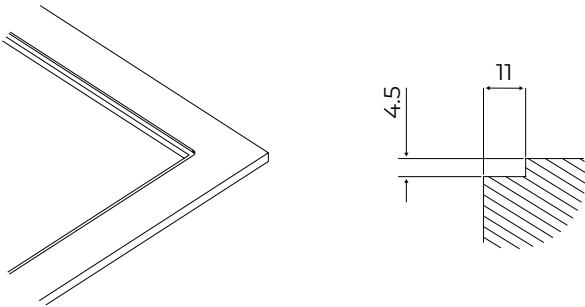


FT | Flush-mount

FTS | cut-out for Flush resting on top

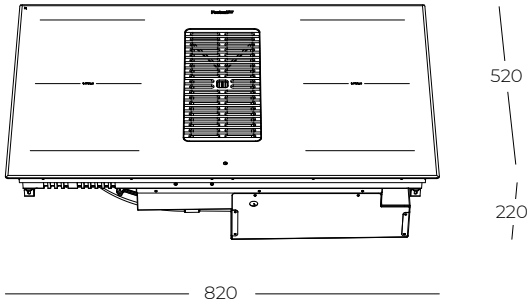


FT | cut-out for Flush-mount





- Powerboost
- Power control
- Bridge
- Timer
- Security
- Pot detector
- Smart fan system
- End-of-cooking programme
- Slider Control
- Heat maintenance
- Pause
- Go&Stop



ARYA
7392 245
cooking system with integrated suction hood

Black glass ceramic induction cooktop with bevelled edge
Integrated suction hood with washable filters and black cover grid

Dimensions 520 x 820 x h 220 mm
Cabinetry 80 cm
Energy class A+
Airflow rate 680 m³/h
Power supply 230 - 380 V (50/60 Hz)

SUCTION FEATURES
Motor on board
Electronic programming
10 suctions speeds (9 + 1 intensive)
Pressure 610 Pa
Noise level 49 - 70 dB(A)
Automatic delayed shut-down
Black aluminium grid included
2 washable grease filters included
Notice of grease and carbon filters' saturation

Control panel with Touch and Slider Control
9 power setting per zone plus Powerboost function
4 cooking zones 210 x 190 mm - 2.100 (3.000)* W
2 extended cooking zones Bridge
Total power 7.400 W
Power control function

*Powerboost

OPTIONAL ACCESSORIES
8803 000 - AISI 304 grid
8803 116 - AISI 304 grid PVD Gun Metal
8803 118 - AISI 304 grid PVD Copper
8803 119 - AISI 304 grid PVD Gold

9700 580 - Filter kit for plinth H10/15 cm
9700 577 - Filter kit for plinth H6/8 cm

8210 008 - Set of Induction PRO pots - 8 pcs
1 pot ø 24 cm - 1 deep casserole ø 20 cm - 1 deep casserole ø 24 cm - 1 saucepan ø 16 cm - 1 pan ø 24 cm - 1 milk-pot ø 12 cm - 1 glass lid ø 20 cm - 1 glass lid ø 24 cm

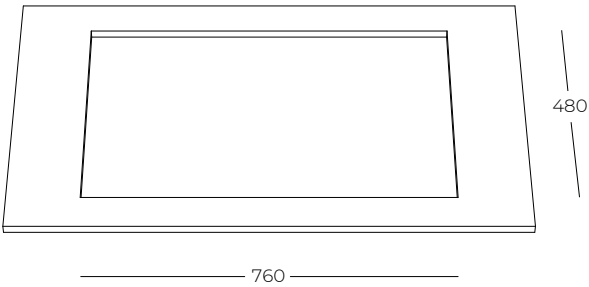


FTS | Flush resting on-top

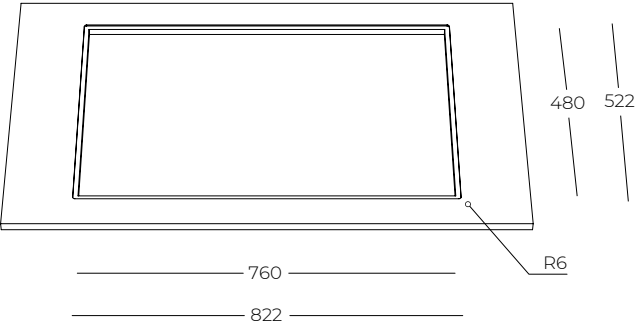



FT | Flush-mount

FTS | cut-out for Flush resting on top



FT | cut-out for Flush-mount





8803 000
AISI 304 satin



8803 116
AISI 304 PVD Gun Metal satin



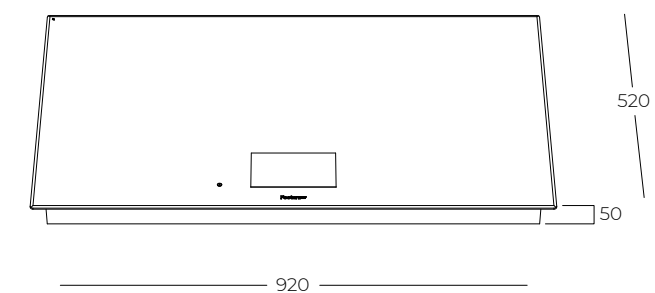
8803 118
AISI 304 PVD Copper satin



8803 119
AISI 304 PVD Gold satin



-  Powerboost
-  Power control
-  Pot detector
-  Timer
-  Security
-  Slider Control
-  Pot localizator
-  T-chef
-  End-of-cooking programme
-  Pause



INFINITO
7300 000
Free-zone cooking system

Black glass ceramic induction cooktop with bevelled edge with 7" TFT Touch display and Slider Control for electronic programming of cooking zones
8 languages available (IT, EN, DE, FR, ES, CN, KO, VIET)

Dimensions 520 x 920 x h 50 mm
Cabinet 120 cm
Power supply 230 - 380 V (50/60 Hz)

OPTIONAL ACCESSORIES

8210 008 - Set of Induction PRO pots - 8 pcs
1 pot ø 24 cm - 1 deep casserole ø 20 cm - 1 deep casserole ø 24 cm - 1 saucepan ø 16 cm - 1 pan ø 24 cm - 1 milk-pot ø 12 cm - 1 glass lid ø 20 cm - 1 glass lid ø 24 cm

Free cooking zones - up to 6 pans
17 power setting per zone plus Powerboost function and T-chef (+ 3 temperature) 21 levels per zone in total
Total power 11.000 W
Power control function



FTS | Flush resting on-top

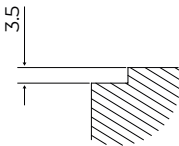
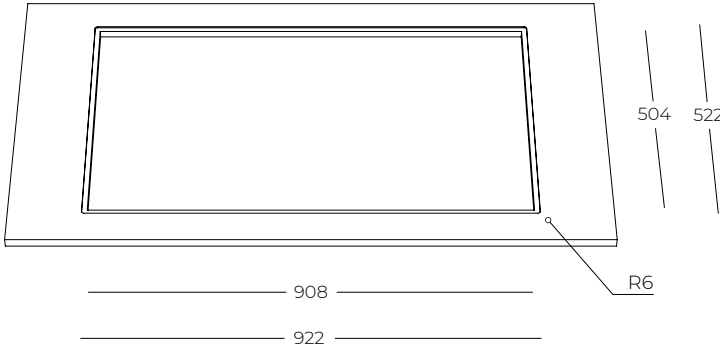


FT | Flush-mount

FTS | cut-out for Flush resting on top



FT | cut-out for Flush-mount




OUTLINE

Dimensions 873 x 513 x h 1 mm
2 Flat burners auxiliary 1.000 W
2 Flat burners semi-rapid 1.750 W
1 Flat burner Dual 4.000 W with
PrecisePower system: maximum precision
in regulating the flame,
thanks to the 10 pre-set levels.
Total power 9.500 W
Installation FT | FTS
CABINET 90



7440 000
AISI 304 satin



7440 006
AISI 304 satin PVD Gun Metal



7440 008
AISI 304 satin PVD Copper




7440 009
AISI 304 satin PVD Gold

OUTLINE H25

Dimensions 880 x 518 x h 25 mm
Edge Rim h 25 mm
2 Flat burners auxiliary 1.000 W
2 Flat burners semi-rapid 1.750 W
1 Flat burner Dual 4.000 W with
PrecisePower system: maximum precision
in regulating the flame,
thanks to the 10 pre-set levels.
Total power 9.500 W
CABINET 90



7441 000
AISI 304 satin



7441 006
AISI 304 satin PVD Gun Metal

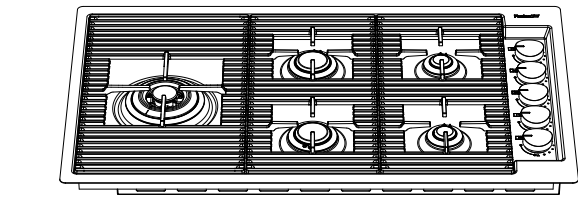


FTS | Flush resting on-top



FT | Flush-mount

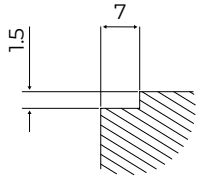
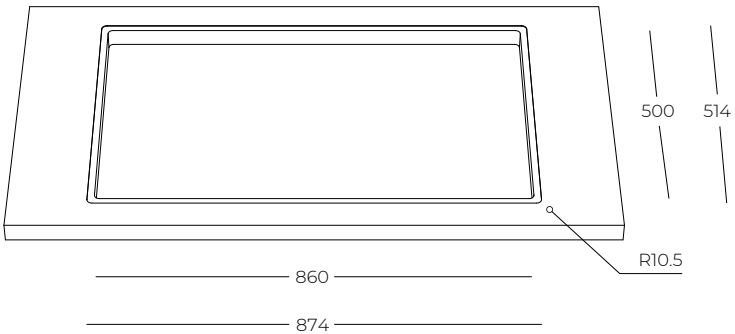
OPTIONAL ACCESSORIES
9601 727 - Wok support



FTS | cut-out for Flush resting on top



FT | cut-out for Flush-mount

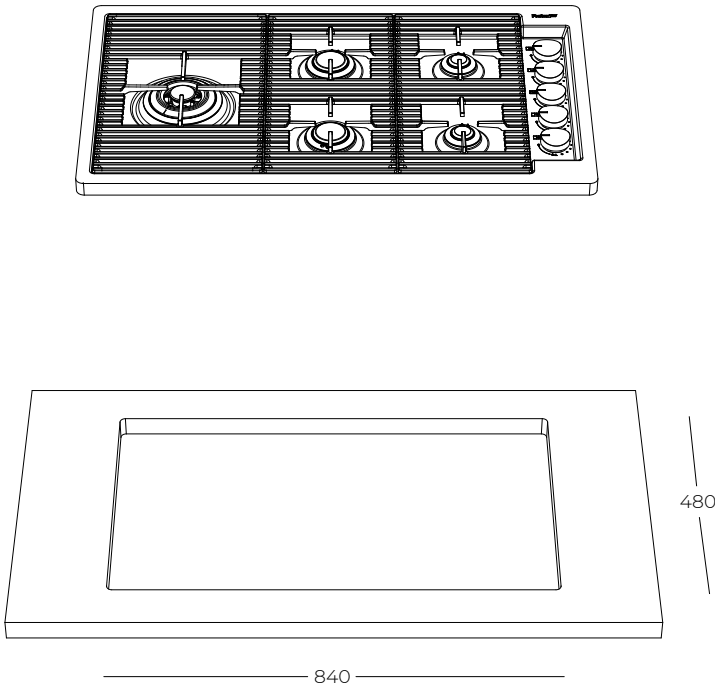




Top-mount

OPTIONAL ACCESSORIES
9601 727 - Wok support

Top-mount cut-out





FOSTER MANAGEMENT SYSTEM IS ISO 9001:2015 CERTIFIED
REGISTRATION NUMBER CH-36474

This publication is for international use. The features are purely guideline. We reserve the right to modify them at any moment without notice. The Foster Organization will be pleased to provide further details and updates about the products and services.

© Foster spa. Not to be reproduced wholly or in part without written permission of Foster spa.

FOSTER SPA
Via M.S. Ottone, 18-20
42041 - Brescello - RE
ITALY

t +39 0522 687425
info@fosterspa.com

www.fosterspa.com

